

Keratoplasty



The Deep Well Guarded Punch

Secure your DMEK graft preparation with MORIA technology

Control



Precision

Ergonomic





Secure your **DMEK** graft preparation with Moria technology

Moria, your partner for a controlled DMEK graft preparation

DMEK procedures are increasingly performed, becoming a preferred endothelial keratoplasty among surgeons (1). However, the complexity of this technique has so far required a high learning curve (2). Aware about this difficulty, Moria has developed a new punch to help you to standardize this procedure.

This new punch has a new stable and ergonomic base to ensure a precise and secure gesture in an optimized working comfort. The well is deep, enveloping and has a double aspiration system. It has been designed to guarantee a secure holding of the cornea to ensure a meticulous and accurate cut. Finally, the guarded blade technology developed by Moria facilitates the cleavage plane identification to avoid the tear of the graft and to preserve its endothelial cells. Thus, this new Deep Well Guarded Punch is your ideal ally for a controlled and reproducible DMEK.


The New Deep Well Guarded Punch: designed to fit your needs

You do...

Final sizing

Graft preparation + final sizing

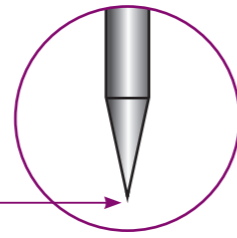
You need...



The Deep Well Guarded Punch


PRECISION...

Double bevelled blade for a **precise cut**
360° guarded blade top for a **uniform depth cut**



EFFICIENT HOLDING OF THE CORNEA...

Homogenic suction system with a double aspiration system for a **secured holding of the cornea**





PROPER "S" STAMPING....

4 fixed cardinal hole locations to assist with **proper "S" stamp placement**, while facilitating hinge on stromal plug

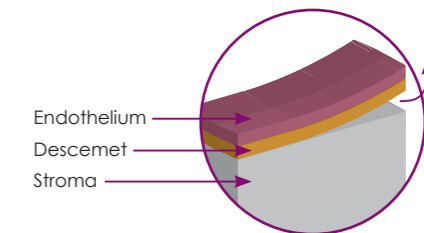
ERGONOMIC...

Shallow base for **working comfort under microscope**



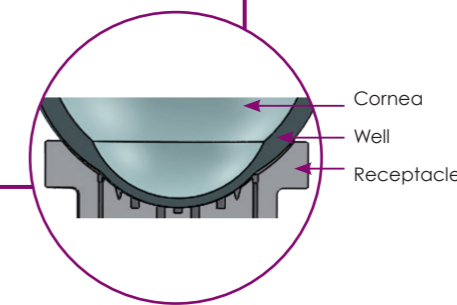
Guarded blade to facilitate the **cleavage plane identification**
Stainless steel bladed top and aluminum base for a **smooth and controlled punch**

...CONTROL



...GOOD POSITIONING OF THE CORNEA

Large visualization windows for **more visibility**
8.5 mm centering groove for **precise cornea positioning when sizing**
Deep and double curved well enabling the cornea to lie in its **most natural position and maintain its stability**



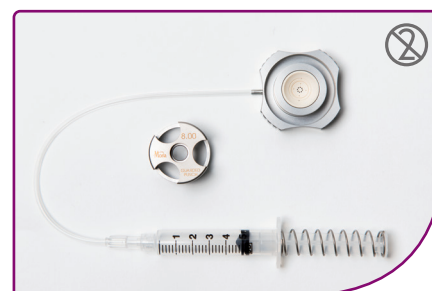
...STABILITY

Large & stable base with finger prints designed for **optimal grasping**

Deep Well Guarded Punch References

- Full guarded punch with base, bladed top and syringe

Full Deep Well Guarded Punch - Single Use	
References	Sizing diameter
For graft sizing	
17212D750	7,5 mm
17212D775	7,75 mm
17212D800	8 mm
17212D825	8,25 mm
17212D850	8,5 mm
For peripheral scoring	
17212D950	9,5 mm
17212D1000	10 mm



- Stand-alone bladed top for peripheral scoring

Stand-alone bladed top - Single Use	
References	Sizing diameter
17213D950	9,5 mm
17213D1000	10 mm



Références:

- (1) Rodríguez-Calvo-de-Mora M. Clinical Outcome of 500 Consecutive Cases Undergoing Descemet's Membrane Endothelial Keratoplasty. *Ophthalmology*, Volume 122, Issue 3, 2015, Pages 464-470.
- (2) Debellemanière G. & al. Impact of Surgical Learning Curve in Descemet Membrane Endothelial Keratoplasty on Visual Acuity Gain. *Cornea*, Volume 36, Number 1, 14 October 2016, pp. 1-6(6)

To obtain more information

Manufacturer

MORIA SA
15, rue Georges Besse
92160 Antony
FRANCE
Phone: +33 (0) 1 46 74 46 74
Fax: +33 (0) 1 46 74 46 00
www.moria-surgical.com

MORIA Inc
1050 Cross Keys Drive
Doylestown, PA 18902
USA
Phone: (800) 441 1314
Fax: +1 (215) 230 7670
Email: orders@moriausa.com

MADE IN FRANCE



Moria
Ophthalmic Instruments